

Indian Trail

FURNITURE



2023

Indian Trail

FURNITURE



A leader in the Northern Indiana furniture industry.

The door to Indian Trail Furniture opened in 1994 by William and Phyllis Ann Troyer. Since then, we have only worked with the finest wood to design quality hardwood beds, handcrafted to last for years to come. Beds that will become family heirlooms for future generations.

At Indian Trail Furniture, we build beds out of hardwood, which is an open-grained wood. Solid wood beds will expand and contract with humidity and temperature changes, even after high quality finishes have been applied. This is a natural part of the wood

character. Controlling humidity will minimize the minor cracking and movement. Humidity should be kept between 35-40% to minimize these effects. If out of these ranges, solid wood will expand and contract causing cracks, gaps, and panel movement that add to its character and beauty. With proper care, solid beds will provide a lifetime of enjoyment.

In every bed built by Indian Trail Furniture there is quality workmanship that assures many years of endurance. Workmanship seen in the attention to details that make each bed unique and beautiful.

Nothing like Quality Construction

In 2016, we conducted a survey on bed rail fasteners. The results showed us we need to go with brackets. The most common comment we received was, "we need it customer friendly. So the customer can set up by themselves — no questions asked." We looked for a good, solid, strong bracket. The bracket we chose is made of steel, providing the strongest construction. It also has a ledge on the bottom for the rail to rest on, so all the weight is on the bracket. The bracket is fastened to the head & foot boards by two hardened steel lag bolts.

We use dovetail slat construction with 4 slats per bed. King size beds have four support legs, and queen size beds have two support legs (full/twin beds do not require support legs). This adds another solid feature to each bed.



Notice of Product Changes



FOR 2023

ITCT-027 Cottage; ITVG-094 Vogen

CHANGES MADE


Catalog is now in alphabetical order for all beds with matching J&R Woodworking casegoods (colorful tabs).

Back section (gray tabs) is all products built by Indian Trail Furniture only (platforms, day beds, bunk beds, bookcase headboards, etc).

Item numbers have changed, please be sure to use revised item numbers when placing orders!

FABRIC PANEL OPTION available on






















026 Chippewa Sleigh; 035 Trimble; 057 Boulder Creek; 069 Dumont; 075 Finland; 077 & 077-S Flush Mission; 080 Empire; 093 Timbra



**Dont' miss
QUICK SHIP
products
on back cover!**



Bed Index **Alphabetical Order**

4-Panel IT4P-074 pg 139	Flush Mission ITF-077  pg 27	Platform Bed IT-303 pg 109
American Mission ITAM-065 pg 140	Grandon ITG-091-1 pg 41	Platform Bed IT-304 pg 110
American Panel ITAP-064 pg 141	Grandon ITG-091-2 pg 42	Platform Bed IT-305  pg 111
Artesa ITA-038 pg 3	Heidi ITHI-079 pg 29	Platform Bed IT-306 pg 112
Bed Seat IT-102 pg 93	Houston ITHU-088-1  pg 39	Platform Bed IT-307 pg 113
Bookcase Headboard IT-501 pg 123	Houston ITHU-088-2 pg 40	Reno ITR-086 pg 71
Bookcase Headboard IT-502  pg 124	Houston Bunk Bed IT-604 pg 136	Rough Sawn Bed Seat IT-104 pg 94
Bookcase Headboard IT-506 pg 128	Imperial ITIM-052 pg 45	Sequoyah ITSQ-084 pg 73
Boulder Creek ITBC-057  pg 5	Ironwood ITI-085 pg 47	Shaker ITS-072  pg 75
Boulder Creek ITBC-057-C pg 6	Kascade ITK-076 pg 49	Shaker Bunk Bed IT-603 pg 135
Boulder Creek Bed Seat IT-103 pg 94	Ladder Bunk Bed IT-601  pg 133	Sleigh Bed Seat IT-101 pg 93
Boulder Creek Bookcase Headboard IT-503 pg 125	Lexington ITL-082  pg 51	Sleigh Day Bed IT-404 pg 120
Boulder Creek Mission ITBC-057-M pg 7	Lexington Bookcase Headboard IT-505 pg 127	Stick Mission ITSM-070  pg 77
Bow Panel ITBP-099 pg 142	Liberty ITLB-034 pg 53	Storage Footboard IT-301 pg 107
Bow Panel w/Turned Post ITBP-099-T pg 31	Lincoln ITLN-062 pg 55	Squanto ITSN-089 pg 36
Bow Spindle ITBS-096 pg 32	Live Wood ITLW-068 pg 57	Tall Wrap Around ITWR-T040 pg 37
Brentwood ITBW-031 pg 33	Low Footboards..... pgs 95-96	Timbra ITT-093-1  pg 79
Captain Bed IT-201 pg 99	Matison ITMT-067 pg 61	Timbra ITT-093-2 pg 80
Cannon Ball ITCB-030 pg 34	Mission Bunk Bed IT-602 pg 134	Trail Wall Unit IT-203 pg 101
Carlisle ITC-078 pg 11	Mission Day Bed IT-402 pg 118	Trail Wall Unit IT-204 pg 102
Chippewa Sleigh ITCS-026  pg 15	Monarch ITMO-033 pg 63	Trestle ITTR-059 pg 143
Classic Raised Panel Sleigh ITCL-020 pg 66	Murphy Bed IT-202 pg 100	Trimble ITTM-035  pg 12
Cottage ITCT-027  pg 17	Non-Wrap ITNW-090  pg 35	Trundle w/Casters IT-205 pg 103
Denver ITDV-087 pg 19	Old Classic Sleigh ITO-023  pg 65	Vandella ITV-092-1 pg 83
Dumont ITD-069  pg 21	Old Classic Sleigh w/24" FB ITO-023-24 pg 65	Vandella ITV-092-2 pg 84
Dumont Day Bed IT-401 pg 117	Old Classic Sleigh Bookcase Headboard IT-507 pg 129	Vogen ITVG-094  pg 87
Empire ITE-080  pg 23	Orewood ITOW-083 pg 69	Wrap Around ITWR-040 pg 37
Empire Bookcase Headboard IT-504 pg 126	Panel Day Bed IT-403  pg 119	
Finland ITFN-075  pg 25	Platform Bed IT-302  pg 108	

Artesa

ITA-038

Artesa

*Shown in Queen Size,
Rustic Cherry with Michaels Cherry stain
Standard with wood back panel*

HB 58" - FB 32"

Twin: 46 $\frac{1}{4}$ " W x 83 $\frac{1}{2}$ " L

Full: 59 $\frac{3}{4}$ " W x 83 $\frac{1}{2}$ " L

Queen: 66 $\frac{3}{4}$ " W x 88 $\frac{1}{2}$ " L

King: 82 $\frac{3}{4}$ " W x 88 $\frac{1}{2}$ " L

Cal. King: 78 $\frac{3}{4}$ " W x 92 $\frac{1}{2}$ " L



*Optional headboard with
no wood back panel*



*Optional footboard with
no wood back panel*



Footboard detail

Artesa

Artesa

COLLECTION



Shown in Rustic Cherry with Michaels Cherry stain

Bedroom Furniture by J&R Woodworking
ITA-038 Artesa Bed by Indian Trail Furniture

Boulder Creek

ITBC-057

Boulder Creek

1 $\frac{3}{4}$ " x 3 $\frac{1}{4}$ " posts

*Shown in Queen Size,
Rustic Hickory with Golden Pecan stain*

**BEST
SELLER**

HB 59" - FB 31"

Twin: 44 $\frac{1}{4}$ " W x 82 $\frac{1}{4}$ " L

Full: 57 $\frac{3}{4}$ " W x 82 $\frac{1}{4}$ " L

Queen: 64 $\frac{3}{4}$ " W x 87 $\frac{1}{4}$ " L

King: 80 $\frac{3}{4}$ " W x 87 $\frac{1}{4}$ " L

Cal. King: 76 $\frac{3}{4}$ " W x 91 $\frac{1}{4}$ " L



Boulder Creek



*Shown in Queen Size, Rustic
Hickory with Golden Pecan
stain and C2-34 Melody Fabric*



Matching low footboard - 16 $\frac{1}{2}$ " H



Queen / King size Rustic Hickory or Oak

INDIAN TRAIL FURNITURE | 5

Boulder Creek

ITBC-057-C

Boulder Creek

*Shown in Queen Size,
Rustic Cherry with Burnt Umber stain*

HB 53" - FB 31"

Twin: 44 $\frac{1}{4}$ " W x 82 $\frac{1}{4}$ " L

Full: 57 $\frac{3}{4}$ " W x 82 $\frac{1}{4}$ " L

Queen: 64 $\frac{3}{4}$ " W x 87 $\frac{1}{4}$ " L

King: 80 $\frac{3}{4}$ " W x 87 $\frac{1}{4}$ " L

Cal. King: 76 $\frac{3}{4}$ " W x 91 $\frac{1}{4}$ " L



Boulder Creek

Boulder Creek Mission

ITBC-057-M

Boulder Creek Mission

*Shown in Queen Size,
Oak with Manchester stain*

HB 59" - FB 24"

Twin: 44 $\frac{1}{4}$ " W x 82 $\frac{1}{4}$ " L

Full: 57 $\frac{3}{4}$ " W x 82 $\frac{1}{4}$ " L

Queen: 64 $\frac{3}{4}$ " W x 87 $\frac{1}{4}$ " L

King: 80 $\frac{3}{4}$ " W x 87 $\frac{1}{4}$ " L

Cal. King: 76 $\frac{3}{4}$ " W x 94 $\frac{1}{4}$ " L



Boulder Creek Mission

Boulder Creek

COLLECTION



Shown in Rustic Hickory with FC-41610 Golden Pecan stain

Bedroom Furniture by J&R Woodworking
ITBC-057 Boulder Creek Bed (Queen size) by Indian Trail Furniture

Boulder Creek

COLLECTION



Shown in Rustic Cherry with Burnt Umber stain

Bedroom Furniture by J&R Woodworking
ITBC-057-C Boulder Creek Bed by Indian Trail Furniture



Carlisle

ITC-078

Carlisle

*Shown in Queen Size,
Oak with Earthtone stain*

HB 49½" - FB 22½"

Twin: 51¼" W x 84½" L

Full: 64¾" W x 84½" L

Queen: 71¾" W x 89½" L

King: 87¾" W x 89½" L

Cal. King: 83¾" W x 93½" L



Carlisle

Carlisle

Trimble

ITTM-035

Trimble

*Shown in Queen Size,
Oak with Earthtone stain*

**BEST
SELLER**

HB 52" - FB 20"

Twin: 46" W x 83¾" L

Full: 59½" W x 83¾" L

Queen: 66½" W x 88¾" L

King: 82½" W x 88¾" L

Cal. King: 78½" W x 92¾" L



*Shown in Queen Size Brown
Maple with Burnt Umber stain
and C2-12 Antarctic Fabric*

Carlisle

COLLECTION



Shown in Oak with Earthtone stain

Bedroom Furniture by J&R Woodworking
ITC-078 Carlisle Bed by Indian Trail Furniture

Carlisle

COLLECTION



Shown in Oak with Earthtone stain

Bedroom Furniture by J&R Woodworking
ITTM-035 Trimble Bed by Indian Trail Furniture

Chippewa Sleigh

ITCS-026

Chippewa Sleigh

*Shown in Queen Size,
Oak with Vintage Antique stain*

**BEST
SELLER**

HB 52" - FB 25"

Twin: 42 $\frac{1}{4}$ " W x 88 $\frac{3}{4}$ " L

Full: 55 $\frac{3}{4}$ " W x 88 $\frac{3}{4}$ " L

Queen: 62 $\frac{3}{4}$ " W x 93 $\frac{3}{4}$ " L

King: 78 $\frac{3}{4}$ " W x 93 $\frac{3}{4}$ " L

Cal. King: 74 $\frac{3}{4}$ " W x 97 $\frac{3}{4}$ " L



*Shown in Queen Size,
Brown Maple with Golden
Brown stain and C2-12
Antarctic Fabric*

Chippewa Sleigh

COLLECTION



Shown in Oak with Vintage Antique stain

Bedroom Furniture by J&R Woodworking
ITCS-026 Chippewa Sleigh Bed by Indian Trail Furniture

Cottage

NEW

ITCT-027

Cottage

*Shown in King Size,
Oak with Old Museum stain*

HB 76" - FB 29"

Twin: N/A

Full: 59" W x 88½" L

Queen: 66" W x 93½" L

King: 82" W x 93½" L

Cal. King: 78" W x 97½" L



Split post option

Cottage

INDIAN TRAIL FURNITURE | 17

Cottage

COLLECTION



Shown in Oak with Old Museum stain

Bedroom Furniture by J&R Woodworking
ITCT-027 Cottage Bed by Indian Trail Furniture

Denver

ITDV-087

Denver

*Shown in Queen Size,
Rustic Hickory with Earthtone stain*

HB 60" - FB 16"

Twin: 45½" W x 82" L

Full: 59" W x 82" L

Queen: 66" W x 87" L

King: 82" W x 87" L

Cal. King: 78" W x 91" L

available in all wood species



*Shown in Rustic Rough
Sawn Brown Maple with
FC-42000 Almond stain
#10 sheen*

*Rustic Cherry with
FC-10748 Burnt
Umber stain*

*Brown Maple
with FC-15743
Briar stain*

*Rustic Hickory
with FC-40592
Earthtone stain*



Denver

COLLECTION



Shown in Rustic Hickory with FC-40592 Earthtone stain

Bedroom Furniture by J&R Woodworking
ITDV-087 Denver Bed by Indian Trail Furniture

Dumont

ITD-069

Dumont

**BEST
SELLER**

*Shown in Queen Size, Rustic Rough
Sawn Brown Maple with
Almond stain #10 sheen*

HB 53¼" - FB 24"

Twin: 46¼" W x 83¼" L

Full: 59¾" W x 83¼" L

Queen: 66¾" W x 88¼" L

King: 82¾" W x 88¼" L

Cal. King: 78¾" W x 92¼" L



*Shown in Queen Size, Rustic
Rough Sawn Brown Maple
with Almond stain
and C2-6 Normal Fabric*

Dumont

Dumont

COLLECTION



Shown in Rustic Rough Sawn Brown Maple with FC-42000 Almond stain #10 sheen

Bedroom Furniture by J&R Woodworking
ITD-069 Dumont Bed by Indian Trail Furniture

Empire

ITE-080

Empire

*Shown in King Size,
Brown Maple with Onyx stain*

**BEST
SELLER**

HB 70" - FB 37"

Twin: N/A

Full: 63¾" W x 87½" L

Queen: 70¾" W x 92½" L

King: 89¾" W x 92½" L

Cal. King: 85¾" W x 96½" L



Empire



*Shown in King Size, Brown
Maple with Burnt Umber stain
and C2-12 Antartic Fabric*



Split post option



King Size Brown Maple or Oak

Empire

COLLECTION



Shown in Brown Maple with Onyx stain

Bedroom Furniture by J&R Woodworking
ITE-080 Empire Bed by Indian Trail Furniture

Finland

ITFN-075

Finland

*Shown in Queen Size,
Brown Maple with Earthtone stain*

**BEST
SELLER**

HB 55½" - FB 26"

Twin: 44¼" W x 82" L

Full: 57¾" W x 82" L

Queen: 64¾" W x 87" L

King: 80¾" W x 87" L

Cal. King: 76¾" W x 91" L



*Shown in Queen Size Brown
Maple with Briar stain
and C2-37 Yoyo Fabric*



Queen / King Size Brown Maple or Oak

INDIAN TRAIL FURNITURE |

25

Finland

Finland

COLLECTION



Shown in Brown Maple with FC-40592 Earthtone stain

Bedroom Furniture by J&R Woodworking
ITFN-075 Finland Bed by Indian Trail Furniture

Flush Mission

**BEST
SELLER**

ITF-077

Flush Mission

HB 48" - FB 24"

*Shown in Queen Size, Brown Maple
with FC-10748 Burnt Umber stain*

Twin: 45 $\frac{1}{4}$ " W x 81" L
Full: 58 $\frac{3}{4}$ " W x 81" L
Queen: 65 $\frac{3}{4}$ " W x 86" L
King: 81 $\frac{3}{4}$ " W x 86" L
Cal. King: 77 $\frac{3}{4}$ " W x 90" L



*Shown in Queen Size, Brown
Maple with Asbury stain and
C2-34 Melody Fabric*

Flush Mission

COLLECTION



Shown in Brown Maple with FC-11725 Acorn stain

Bedroom Furniture by J&R Woodworking
ITF-077 Flush Mission Bed by Indian Trail Furniture

Heidi

ITHI-079

Heidi

*Shown in King Size,
Sap Cherry with Old Museum stain*

HB 64 $\frac{3}{4}$ " - FB 33"

Twin: N/A

Full: 63 $\frac{3}{4}$ " W x 87 $\frac{1}{2}$ " L

Queen: 70 $\frac{3}{4}$ " W x 92 $\frac{1}{2}$ " L

King: 86 $\frac{3}{4}$ " W x 92 $\frac{1}{2}$ " L

Cal. King: 82 $\frac{3}{4}$ " W x 96 $\frac{1}{2}$ " L



Split post option

Heidi

Heidi

COLLECTION



Shown in Sap Cherry with Old Museum stain

Bedroom Furniture by J&R Woodworking
ITHI-079 Heidi Bed by Indian Trail Furniture

Bow Panel

ITBP-099-T

Bow Panel
with Turned Post

*Shown in Queen Size,
Brown Maple with Briar stain*

HB 60" - FB 40"

Twin: 44¾" W x 82½" L

Full: 58¼" W x 82½" L

Queen: 65¼" W x 87½" L

King: 81¼" W x 87½" L

Cal. King: 77¼" W x 91½" L



Heritage

Bow Panel

Bow Spindle

ITBS-096

Bow Spindle

*Shown in Queen Size,
Brown Maple with Rich Tobacco stain*

HB 60" - FB 39½"

Twin: 43" W x 82½" L

Full: 56½" W x 82½" L

Queen: 63½" W x 87½" L

King: 79½" W x 87½" L

Cal. King: 75½" W x 91½" L



Bow Spindle

Brentwood

ITBR-031

Brentwood

*Shown in Queen Size,
Oak with Old Museum stain*

HB 52" - FB 36"

Twin: 44 $\frac{1}{4}$ " W x 82" L

Full: 57 $\frac{3}{4}$ " W x 82" L

Queen: 64 $\frac{3}{4}$ " W x 87" L

King: 80 $\frac{3}{4}$ " W x 87" L

Cal. King: 76 $\frac{3}{4}$ " W x 91" L



Brentwood

Cannon Ball

ITCB-030

Cannon Ball

*Shown in Queen Size,
Brown Maple with CF-93803 stain*

HB 52" - FB 36"

Twin: 44¼" W x 82" L

Full: 57¾" W x 82" L

Queen: 64¾" W x 87" L

King: 80¾" W x 87" L

Cal. King: 76¾" W x 91" L



Cannon Ball

Non-Wrap

ITNW-090

Non-Wrap

*Shown in Queen Size,
Oak with Lite Asbury stain*

**BEST
SELLER**

HB 52" - FB 36"

Twin: 45 $\frac{1}{4}$ " W x 82" L

Full: 58 $\frac{3}{4}$ " W x 82" L

Queen: 65 $\frac{3}{4}$ " W x 87" L

King: 81 $\frac{3}{4}$ " W x 87" L

Cal. King: 77 $\frac{3}{4}$ " W x 91" L



Non-Wrap

Squanto

ITSN-089

Squanto

Shown in Queen Size

HB 60" - FB 36"

Twin: 45 $\frac{1}{4}$ " W x 82" L

Full: 58 $\frac{3}{4}$ " W x 82" L

Queen: 65 $\frac{3}{4}$ " W x 87" L

King: 81 $\frac{3}{4}$ " W x 87" L

Cal. King: 77 $\frac{3}{4}$ " W x 91" L



Squanto

Wrap Around

ITWR-040

Wrap Around Bed

*Shown in Queen Size,
Oak with MV. SP. stain*

HB 52" - FB 36"

Twin: N/A

Full: 61¼" W x 85" L

Queen: 68¼" W x 90" L

King: 84¼" W x 90" L

Cal. King: 80¼" W x 94" L



ITWR-T040

Wrap Around Bed

*Shown in Queen Size,
Oak with MV. SP. stain*

HB 60" - FB 44"

**Sizes are same as ITWR-040.*



Heritage

COLLECTION



Shown in Oak with Lite Asbury stain

Bedroom Furniture by J&R Woodworking
ITNW-090 Non-Wrap Bed by Indian Trail Furniture

Houston

ITHU-088-1

Houston

**BEST
SELLER**

True mortise & tenon /
wood pin construction
*Shown in King Size, Rustic Rough
Sawn Brown Maple with
Almond stain #10 sheen*

HB 76" - FB 32"

Twin: N/A

Full: 63¾" W x 89½" L


Queen: 70¾" W x 94½" L

King: 86¾" W x 94½" L

Cal. King: 82¾" W x 98½" L



Footboard detail



6" square posts



Split post option



Rustic Rough Sawn Brown Maple ONLY

Houston

ITHU-088-2

Houston

True mortise & tenon /
wood pin construction

*Shown in Queen Size, Rustic Rough Sawn
Brown Maple with Tavern stain #10 sheen*

HB 59" - FB 32"

Twin: 50 $\frac{1}{4}$ " W x 86 $\frac{1}{2}$ " L

Full: 63 $\frac{3}{4}$ " W x 86 $\frac{1}{2}$ " L

Queen: 70 $\frac{3}{4}$ " W x 91 $\frac{1}{2}$ " L

King: 86 $\frac{3}{4}$ " W x 91 $\frac{1}{2}$ " L

Cal. King: 82 $\frac{3}{4}$ " W x 95 $\frac{1}{2}$ " L



Headboard detail



4 $\frac{1}{2}$ " square posts



Split post option

Grandon

ITG-091-1

Grandon

True mortise & tenon /
wood pin construction
with 6" Square Post

*Shown in King Size, Rustic Rough Sawn
Brown Maple with Almond stain #10 sheen*

HB 76" - FB 32"

Twin: N/A

Full: 63 $\frac{3}{4}$ " W x 89 $\frac{1}{2}$ " L

Queen: 70 $\frac{3}{4}$ " W x 94 $\frac{1}{2}$ " L

King: 86 $\frac{3}{4}$ " W x 94 $\frac{1}{2}$ " L

Cal. King: 82 $\frac{3}{4}$ " W x 98 $\frac{1}{2}$ " L



Footboard detail



6" square posts



Split post option

Grandon

ITG-091-2

Grandon

True mortise & tenon /
wood pin construction
with 4½" Square Post

*Shown in Queen Size, Rustic Rough Sawn
Brown Maple with Almond stain #10 sheen*

HB 59" - FB 32"

Twin: 50¼" W x 86½" L

Full: 63¾" W x 86½" L

Queen: 70¾" W x 91½" L

King: 86¾" W x 91½" L

Cal. King: 82¾" W x 95½" L



Footboard detail



4½" square posts



Split post option

Grandon

Houston

COLLECTION



Shown in Rustic Rough Sawn Brown Maple with FC-42000 Almond stain #10 sheen

Bedroom Furniture by J&R Woodworking
ITHU-088-1 Houston Bed by Indian Trail Furniture



Imperial



ITIM-052

Imperial

*Shown in Queen Size,
Oak with Briar stain*

HB 82" - FB 82"
(with canopy 83")

Twin: 44 $\frac{1}{8}$ " W x 81 $\frac{1}{2}$ " L
Full: 57 $\frac{5}{8}$ " W x 81 $\frac{1}{2}$ " L
Queen: 64 $\frac{5}{8}$ " W x 86 $\frac{1}{2}$ " L
King: 80 $\frac{5}{8}$ " W x 86 $\frac{1}{2}$ " L
Cal. King: 76 $\frac{5}{8}$ " W x 90 $\frac{1}{2}$ " L

option: canopy rail



Optional canopy rail

Imperial

Imperial

COLLECTION



Shown in Oak with Briar stain

Bedroom Furniture by J&R Woodworking
ITIM-052 Imperial Bed by Indian Trail Furniture

Ironwood

ITI-085

Ironwood

*Shown in King Size, Rustic Rough Sawn
Brown Maple with Almond stain #10 sheen*

HB 70" - FB 32"

Twin: N/A

Full: 63 $\frac{3}{4}$ " W x 88" L

Queen: 70 $\frac{3}{4}$ " W x 93" L

King: 86 $\frac{3}{4}$ " W x 93" L

Cal. King: 82 $\frac{3}{4}$ " W x 97" L



Split post option

Ironwood

Ironwood

COLLECTION



Shown in Rustic Rough Sawn Brown Maple with FC-42000 Almond stain #10 sheen

Bedroom Furniture by J&R Woodworking
ITI-085 Ironwood Bed by Indian Trail Furniture

Kascade

ITK-076

Kascade

*Shown in Queen Size,
Brown Maple with Manchester stain*

HB 57" - FB 29"

Twin: 45 $\frac{1}{4}$ " W x 82 $\frac{7}{8}$ " L

Full: 58 $\frac{3}{4}$ " W x 82 $\frac{7}{8}$ " L

Queen: 65 $\frac{3}{4}$ " W x 87 $\frac{7}{8}$ " L

King: 81 $\frac{3}{4}$ " W x 87 $\frac{7}{8}$ " L

Cal. King: 77" W x 91 $\frac{7}{8}$ " L



*Optional headboard and footboard
with wood back panel*

Kascade

Kascade COLLECTION



Shown in Brown Maple with Manchester stain

Bedroom Furniture by J&R Woodworking
ITK-076 Kascade Bed by Indian Trail Furniture

Lexington

ITL-082

Lexington

*Shown in King Size,
Brown Maple with Old Museum stain*

**BEST
SELLER**

HB 67" - FB 35"

Twin: N/A

Full: 54" W x 88" L

Queen: 70" W x 93" L

King: 86" W x 93" L

Cal. King: 82" W x 97" L

Lexington



Standard
panels
in post



Split post option

**QUICK
SHIP**
of Indiana



Est. 2018

Queen / King Size Brown Maple ONLY

Lexington

COLLECTION



Shown in Brown Maple with Old Museum stain

Bedroom Furniture by J&R Woodworking
ITL-082 Lexington Bed by Indian Trail Furniture

Liberty

ITLB-034

Liberty

*Shown in Queen Size,
Brown Maple with Sandstone stain*

HB 48" - FB 15½"

Twin: 50¼" W x 85½" L

Full: 63¾" W x 85½" L

Queen: 70¾" W x 90½" L

King: 86¾" W x 90½" L

Cal. King: 82¾" W x 94½" L

*Available in Brown Maple
and Oak ONLY*



Liberty

Liberty

INDIAN TRAIL FURNITURE | 53

Liberty

COLLECTION



Shown in Brown Maple with Sandstone stain

Bedroom Furniture by J&R Woodworking
ITLB-034 Liberty Bed by Indian Trail Furniture

Lincoln

ITLN-062

Lincoln

*Shown in Queen Size,
Brown Maple with Rich Tobacco stain*

HB 53½" - FB 19"

Twin: 48¼" W x 80½" L

Full: 61¾" W x 80½" L

Queen: 68¾" W x 85½" L

King: 84¾" W x 85½" L

Cal. King: 80¾" W x 89½" L



Headboard detail

Lincoln

Lincoln

Lincoln

COLLECTION



Shown in Sap Cherry with Burnt Umber stain

Bedroom Furniture by J&R Woodworking
ITLN-062 Lincoln Bed by Indian Trail Furniture

Live Wood

ITW-068

Live Wood

*Shown in Queen Size,
Cherry with Vintage Antique stain*

HB 53" - FB 26"

Twin: 45" W x 82" L

Full: 58½" W x 82" L

Queen: 65½" W x 87" L

King: 81" W x 87" L

Cal. King: 77" W x 91" L

Available in Cherry, Rustic Walnut,
Rustic Cherry, and Walnut



*Shown in Walnut
with Bel Air stain*

Live Wood

Live Wood

COLLECTION



Queen size shown in Rustic Walnut with Bel-Air stain

Bedroom Furniture by J&R Woodworking
ITW-068 Live Wood Bed by Indian Trail Furniture

Live Wood

COLLECTION



King size shown in Rustic Cherry with Vintage Antique stain

Bedroom Furniture by J&R Woodworking
ITW-068 Live Wood Bed by Indian Trail Furniture



Matison

ITMT-067

Matison

*Shown in Queen Size,
Rustic Hickory
with Charwood stain*

HB 55" - FB 30"

Twin: 49¼" W x 81¾" L
Full: 62¾" W x 81¾" L
Queen: 69¾" W x 86¾" L
King: 85¾" W x 86¾" L
Cal. King: 81¾" W x 90¾" L



Matison

Matison

Matison

COLLECTION



Bedroom Furniture by J&R Woodworking
ITMT-067 Matison Bed by Indian Trail Furniture

Monarch

ITM0-033

Monarch

*Shown in Queen Size,
Oak with Sandstone stain*

HB 50" - FB 19½"

Twin: 45" W x 84¼" L

Full: 58½" W x 83¼" L

Queen: 65½" W x 88¼" L

King: 81½" W x 88¼" L

Cal. King: 77½" W x 92¼" L



Monarch

Monarch

Monarch

COLLECTION



Shown in Brown Maple with Storm stain

Bedroom Furniture by J&R Woodworking
ITMO-033 Monarch Bed by Indian Trail Furniture

Old Classic Sleigh

IT0-023

Old Classic Sleigh

*Shown in Queen Size,
QSWO with Asbury stain*

**BEST
SELLER**

HB 58" - FB 35"

Twin: 43" W x 94" L

Full: 56½" W x 94" L

Queen: 63½" W x 99" L

King: 79½" W x 99" L

Cal. King: 75½" W x 103" L



Old Classic Sleigh

IT0-023-24

Old Classic Sleigh

HB 52" - FB 24"



Shown in King Size

**Sizes are same as IT0-023*

Classic Raised Panel

ITCL-020

Classic Raised
Panel Sleigh

*Shown in Queen Size,
Oak with Sealy stain*

HB 50" - FB 32"

Twin: 43" W x 93¼" L

Full: 56½" W x 93¼" L

Queen: 63½" W x 98¼" L

King: 79½" W x 98¼" L

Cal. King: 75½" W x 102¼" L



Old Classic Sleigh

Classic Raised Panel

Old Classic Sleigh

COLLECTION



Shown in QSWO with FC-7992 Asbury stain

Bedroom Furniture by J&R Woodworking
ITO-023 Old Classic Sleigh Bed by Indian Trail Furniture



Orewood

ITOW-083

Orewood

standard steel corner accents

*Shown in Queen Size,
Oak with Tavern stain*

HB 62" - FB 27½"

Twin: N/A

Full: 63¾" W x 87½" L

Queen: 70¾" W x 92½" L

King: 86¾" W x 92½" L

Cal. King: 82¾" W x 96½" L

available in all wood species,
including Rustic Rough Sawn Brown Maple



Option: without steel corner accents



Split post option

Orewood

Orewood

COLLECTION



Shown in Oak with FC-10944 Tavern stain

Bedroom Furniture by J&R Woodworking
ITOW-083 Orewood Bed by Indian Trail Furniture

Reno

ITR-086

Reno

*Shown in Queen Size,
Rustic Hickory with Tavern stain*

HB 64" - FB 32"

Twin: 46 $\frac{1}{4}$ " W x 86 $\frac{1}{4}$ " L

Full: 59 $\frac{3}{4}$ " W x 86 $\frac{1}{4}$ " L

Queen: 66 $\frac{3}{4}$ " W x 91 $\frac{1}{4}$ " L

King: 82 $\frac{3}{4}$ " W x 91 $\frac{1}{4}$ " L

Cal. King: 78 $\frac{3}{4}$ " W x 95 $\frac{1}{4}$ " L



Reno

Reno

COLLECTION



Shown in Rustic Hickory with Tavern stain

Bedroom Furniture by J&R Woodworking
ITR-086 Reno Bed by Indian Trail Furniture

Sequoyah

ITSQ-084

Sequoyah

*Shown in Queen Size,
Rustic QSWO with Lite Asbury stain*

HB 64" - FB 39"

Twin: 46" W x 86¼" L

Full: 59½" W x 86¼" L

Queen: 66½" W x 91¼" L

King: 82½" W x 91¼" L



Split post option

Sequoyah

Sequoyah

COLLECTION



Shown in Rustic QSWO with FC-9018 Light Asbury stain

Bedroom Furniture by J&R Woodworking
ITSQ-084 Sequoyah Bed by Indian Trail Furniture

Shaker

ITS-072

Shaker

*Shown in Queen Size,
Oak with Storm Grey stain*

**BEST
SELLER**

HB 48" - FB 24"

Twin: 45 $\frac{1}{4}$ " W x 81" L

Full: 58 $\frac{3}{4}$ " W x 81" L

Queen: 65 $\frac{3}{4}$ " W x 86" L

King: 81 $\frac{3}{4}$ " W x 86" L



Shaker

Shaker

Shaker

COLLECTION



Shown in Oak with Storm Grey stain

Bedroom Furniture by J&R Woodworking
ITS-072 Shaker Bed by Indian Trail Furniture

Stick Mission

**BEST
SELLER**

ITSM-070

Stick Mission

*Shown in Queen Size,
Oak with Charwood stain*

HB 48" - FB 24"

Twin: 48 $\frac{3}{4}$ " W x 81" L

Full: 62 $\frac{1}{4}$ " W x 81" L

Queen: 69 $\frac{1}{4}$ " W x 86" L

King: 85 $\frac{1}{4}$ " W x 86" L

Cal. King: 81 $\frac{1}{4}$ " W x 90" L



Stick Mission

Stick Mission

Stick Mission

COLLECTION

Stick Mission



Shown in Oak with Charwood stain

Bedroom Furniture by J&R Woodworking
ITSM-070 Stick Mission Bed by Indian Trail Furniture

Timbra

ITT-093-1

Timbra

**BEST
SELLER**

True mortise & tenon /
wood pin construction
*Shown in King Size,
Rustic Cherry with Earthtone stain*

HB 78½" - FB 29¾"

Twin: N/A

Full: 63¾" W x 89½" L

Queen: 70¾" W x 94½" L

King: 86¾" W x 94½" L

Cal. King: 82¾" W x 98½" L



*Shown in Rustic Cherry
with FC-40592 Earth
Tone stain and C2-12
Antarctic Fabric*



*6" square
post*



Split post option

Timbra

ITT-093-2

Timbra

True mortise & tenon /
wood pin construction
*Shown in Queen Size,
Brown Maple with Briar stain*

HB 60¼" - FB 29¾"

Twin: N/A

Full: 63¾" W x 86½" L

Queen: 70¾" W x 91½" L

King: 86¾" W x 91½" L

Cal. King: 82¾" W x 95½" L



4½" square post



Split post option

Timbra

COLLECTION



Shown on Rustic Cherry with Earthtone stain

Bedroom Furniture by J&R Woodworking
ITT-093-1 Timbra Bed by Indian Trail Furniture

Timbra

COLLECTION



Shown on Rustic Cherry with Earthtone stain

Bedroom Furniture by J&R Woodworking
ITT-093-1 Timbra Bed [upholstered headboard] by Indian Trail Furniture

Vandella

ITV-092-1

Vandella

standard sliding doors on
headboard & star on footboard

*Shown in King Size, Rustic Rough Sawn
Brown Maple with Almond stain #10 sheen
Star & Door Trim with Briar stain #10 sheen*

HB 10 $\frac{3}{8}$ " deep | HB 72" - FB 32"

Twin: N/A

Full: 71 $\frac{1}{2}$ " W x 90 $\frac{3}{4}$ " L

Queen: 78 $\frac{1}{2}$ " W x 95 $\frac{3}{4}$ " L

King: 94 $\frac{1}{2}$ " W x 95 $\frac{3}{4}$ " L

Cal. King: 90 $\frac{1}{2}$ " W x 99 $\frac{3}{4}$ " L



options: jewelry pullout,
lighting in HB & FB, power strip



Headboard open, shown with optional lighting in headboard & jewelry pullout.



Optional jewelry pullout.

Vandella

ITV-092-2

Vandella

standard sliding doors on
headboard & star on footboard
*Shown in King Size, Rustic Rough Sawn
Brown Maple with Almond stain #10 sheen*

HB 7 $\frac{3}{8}$ " D | HB 64" - FB 32"

Twin: N/A

Full: 71 $\frac{1}{4}$ " W x 86 $\frac{3}{4}$ " L

Queen: 78 $\frac{1}{4}$ " W x 91 $\frac{3}{4}$ " L

King: 94 $\frac{1}{4}$ " W x 91 $\frac{3}{4}$ " L

Cal. King: 90 $\frac{1}{4}$ " W x 95 $\frac{3}{4}$ " L



options: lighting in HB & FB, power strip



Headboard open, shown with optional lighting in headboard & power strip.

Vandella

Vandella

COLLECTION



*Shown in Rustic Rough Sawn Brown Maple with FC-42000 Almond stain #10 sheen
Star & Door Trim with FC-15743 Briar stain*

Bedroom Furniture by J&R Woodworking
ITV-092-1 Vandella Bed by Indian Trail Furniture



Vogen

NEW

ITVG-094

Vogen

*Shown in King Size, Rustic Rough
Sawn Brown Maple with Harvest stain,
Wheel and Yoke in Harvest stain*

HB 78½" - FB 33"

Twin: N/A

Full: 60¾" W x 89¼" L

Queen: 67¾" W x 94¼" L

King: 83¾" W x 94¼" L

Cal. King: 79¾" W x 98¼" L



*Shown in Rustic Rough
Sawn Brown Maple with
Almond stain, Wheel
and Yoke in Briar stain*



Split post option

Vogen

Vogen

COLLECTION



Shown in Rustic Rough Sawn Brown Maple with Harvest stain

Bedroom Furniture by J&R Woodworking
ITVG-094 Vogen Bed by Indian Trail Furniture

Products by Indian Trail



Bed Seats & Low Footboards..... pg 91

Captain & Murphy Beds,
Wall Units and Trundle pg 97

Storage Footboard & Platform Beds..... pg 105

Day Beds..... pg 115

Bookcase Beds pg 121

Bunk Beds pg 131

Stand Alone Beds..... pg 137

Indian Trail

Bed Seats & Low Footboards




IT-101 Sleigh Bed Seat..... pg 93

IT-102 Bed Seat..... pg 93

IT-103 Boulder Creek Bed Seat pg 94

IT-104 Rough Sawn Bed Seat..... pg 94

Low Footboardspgs 95-96



Bed Seats & Low Footboards

Bed Seats



IT-101

Sleigh Bed Seat

storage as shown

50¼" W x 19¼" D x 18½" H



IT-102

Bed Seat

storage as shown

46½" W x 22½" D x 18¼" H



Bed Seats

Bed Seats



IT-103

Boulder Creek Bed Seat

storage as shown

47½" W x 20¼" D x 28¼" H



IT-104

Rough Sawn Bed Seat

storage as shown

46½" W x 22½" D x 18¼" H

Bed Seats

Low Footboards



ITLF-10

15½" high



ITLF-1

17" high



ITLF-2

18½" high

Low Footboards

Low Footboards



ITLF-3

16½" high




ITLF-4

16½" high



ITLF-5

27" high



ITLF-6

15½" high

Low Footboards

Captain & Murphy Beds, Wall Units and Trundle



IT-201 Captain Bed pg 99

IT-202 Murphy Bed..... pg 100

IT-203 Trail Wall Unit..... pg 101

IT-204 Trail Wall Unit..... pg 102

IT-205 Trundle pg 103



Captain Bed

IT-201

Captain Bed

standard undermount soft close slides

and wood knobs

Shown in Twin Size,

Oak with Hoosier Special stain

HB 46" - FB 46"

Twin: 45¼" D x 80" W



Standard with storage behind drawers. 3 working drawers on bottom. Top drawers are fake.

Murphy Bed



IT-202

Murphy Bed

standard undermount soft close slides

BHIM5900-12 is std. hardware for bed;

595-96-SN is std. hardware on

side towers & desk

Shown in Full Size,

Brown Maple with Earthtone stain

Bed Cabinet:

Twin: 47½" W x 20¾" D x 81½" H

Full: 62½" W x 20¾" D x 81½" H

Queen: 69½" W x 20¾" D x 86½" H

Desk: 46" W x 19½" D x 30¾" H

Short Side Cabinet: 19½" W x 19½" D x 37" H

Tall Side Cabinet: 19½" W x 19½" D x 76" H



Trail Wall Unit

IT-203

Trail Wall Unit
standard undermount soft close slides

*Shown in Queen Size,
Oak with Asbury stain*

Twin: 90" W x 18" D x 78" H
Full: 105" W x 18" D x 78" H
Queen: 112" W x 18" D x 78" H
King: 128" W x 18" D x 78" H



**USE WITH YOUR CHOICE
OF PLATFORM BED**

Trail Wall Unit

IT-204

Trail Wall Unit
standard undermount soft close slides

*Shown in Queen Size,
Oak with Asbury stain*

Twin: 88" W x 17" D x 49¾" H
Full: 103" W x 17" D x 49¾" H
Queen: 110" W x 17" D x 49¾" H
King: 126" W x 17" D x 49¾" H



USE WITH YOUR CHOICE
OF PLATFORM BED

Trail Wall Unit

Trundle

IT-205

Trundle

with casters

3" from floor to where mattress sits

Shown in Twin Size, Oak

75" L x 40" D x 8" H



Trundle



Storage Footboard & Platform Beds



IT-301 Storage Footboard.....pg 107

IT-302 Platform Bed.....pg 108

IT-303 Platform Bed.....pg 109

IT-304 Platform Bed.....pg 110

IT-305 Platform Bed.....pg 111

IT-306 Platform Bed.....pg 112

IT-307 Platform Bed.....pg 113

Storage Footboard

IT-301

Storage Footboard
standard undermount soft close slides

*Shown in Queen Size,
QSWO with Michaels Cherry stain*

**CHOOSE YOUR
FAVORITE HEADBOARD**

Twin: 45¼" W x 78¼" L x 16½" H
Full: 58¾" W x 78¼" L x 16½" H
Queen: 65¾" W x 83¼" L x 16½" H
King: 81¾" W x 83¼" L x 16½" H
Cal. King: 77¾" W x 87¼" L x 16½" H



Shown with **IT-504**
Empire Bookcase Headboard

Storage Footboard

Platform Bed

IT-302

Platform Bed

**BEST
SELLER**

Toe kick - with 2 drawers per side
standard undermount soft close slides

*Shown in Queen Size,
Oak with Dark Knight stain
Shown with **ITTR-059** Trestle Bed*

14" overall height

Twin: 43¾" W x 75½" L

Full: 57¼" W x 75½" L

Queen: 64¼" W x 80½" L

King: 80¼" W x 80½" L

Cal. King: 76¼" W x 84½" L



**ADD THE BUILT-IN
DRAWER BOX TO ANY BED**



15" from front of
headboard to the first drawer



Privacy Panel comes standard
with Built-In Drawer Box

Platform Bed

IT-303

Platform Bed

Toe kick - with 3 drawers per side

standard undermount soft close slides

*Shown in Queen Size, Rustic Rough Sawn
Brown Maple with Almond stain #10 sheen*

Shown with ITG-091-2 Grandon Bed

19¼" overall height

Twin: 42¼" W x 75½" L

Full: 57¾" W x 75½" L

Queen: 64¾" W x 80½" L

King: 80¾" W x 80½" L

Cal. King: 76¾" W x 84½" L



*Combo Treasure
Drawer option*

**ADD THE BUILT-IN
DRAWER BOX TO ANY
ROUGH SAWN BED**

Platform Bed

Platform Bed

IT-304

Platform Bed

Toe kick - with 3 drawers per side
standard undermount soft close slides

*Shown in Queen Size,
Oak with Charwood stain*

14" overall platform height

Twin: 43¾" W x 75½" L

Full: 57¼" W x 75½" L

Queen: 64¼" W x 80½" L

King: 80¼" W x 80½" L

Cal. King: 76¼" W x 84½" L

**CHOOSE YOUR FAVORITE
HEADBOARD AND FOOTBOARD**



*Shown with
ITBP-099
Bow Panel bed*



*Shown with **ITBP-099**
Bow Panel HB only*

Platform Bed

IT-305

Platform Bed

toe kick & wood knobs standard
standard undermount soft close slides

*Shown in Queen Size,
Oak with Lite Asbury stain*

14" overall platform height

Twin: N/A

Full: 57¼" W x 77¼" L

Queen: 64¼" W x 82¼" L

King: 80¼" W x 82¼" L

Cal. King: 76¼" W x 86¼" L

**CHOOSE YOUR
FAVORITE HEADBOARD**



Fake drawer fronts on both sides

Platform Bed

Platform Bed

**BEST
SELLER**

IT-306

Platform Bed

toe kick & wood knobs standard

standard undermount soft close slides

Shown in Queen Size,

Rustic Hickory with Golden Harvest stain

19¼" overall platform height

Twin: 42¼" W x 75½" L

Full: 55¾" W x 75½" L

Queen: 62¾" W x 80½" L

King: 78¾" W x 80½" L

Cal. King: 74¾" W x 84¼" L

**CHOOSE YOUR FAVORITE
HEADBOARD AND FOOTBOARD**



*Shown with **ITBC-057**
Boulder Creek HB only*



*Shown with **ITBC-057**
Boulder Creek bed*



*Combo Treasure
Drawer option*



Platform Bed

IT-307

Platform Bed

toe kick standard

standard undermount soft close slides

*Shown in Queen size, Rustic Rough Sawn
Brown Maple with Almond stain #10 sheen*

19¼" overall platform height

Twin: N/A

Full: 57½" W x 77½" L

Queen: 64½" W x 82½" L

King: 80½" W x 82½" L

available in all wood species

**CHOOSE YOUR
FAVORITE HEADBOARD**



Combo Treasure Drawer option



*Footboard end features:
Full/Queen – 1 large drawer
King – 2 separate drawers*




*Shown with **IT-506**
Bookcase Headboard*



Day Beds

- IT-401** Dumont Day Bedpg 117
- IT-402** Mission Day Bedpg 118
- IT-403** Panel Day Bed.....pg 119
- IT-404** Sleigh Day Bed.....pg 120



Day Beds



Dumont Day Bed

IT-401

Dumont Day Bed

standard with plywood base

*Shown in Rustic Rough Sawn Brown Maple
with Bel Air stain #10 sheen*

83½" W x 44¾" D x 44¼" H



Dumont Day Bed

Mission Day Bed

IT-402

Mission Day Bed

standard with plywood base

Shown in Oak with Vintage Antique stain

87" W x 43¾" D x 44" H



Mission Day Bed

Panel Day Bed

**BEST
SELLER**

IT-403

Panel Day Bed
standard with plywood base
*Shown in Brown Maple
with Rich Tobacco stain*

83½" W x 43¾" D x 44" H



Panel Day Bed

Sleigh Day Bed

IT-404

Sleigh Day Bed

standard with plywood base
Shown in Oak with SWT stain

86" W x 41 $\frac{3}{8}$ " D x 43 $\frac{3}{4}$ " H



Shown with Trundle

Sleigh Day Bed

Bookcase Beds



IT-501 Bookcase Bed pg 123

IT-502 Bookcase Bed pg 124

IT-503 Boulder Creek Bookcase Bed pg 125

IT-504 Empire Bookcase Bed pg 126

IT-505 Lexington Bookcase Bed pg 127

IT-506 Bookcase Bed pg 128

IT-507 Old Classic Sleigh
Bookcase Bed pg 129

Bookcase Beds

Bookcase Headboard

IT-501

Bookcase Headboard

*Shown in Queen Size,
ITLF-10 footboard,
Oak with Earthtone stain*

HB 9" deep x 43" high

Twin: 45½" W x 86¾" L

Full: 59" W x 86¾" L

Queen: 66" W x 91¾" L

King: 82" W x 91¾" L

Cal. King: 78" W x 95¾" L



Sliding doors

Bookcase Headboard

Bookcase Headboard

**BEST
SELLER**

IT-502

Bookcase Headboard standard undermount soft close slides

*Shown in Queen Size, **ITLF-10** footboard,
Oak with Earthtone stain*

HB 12" deep x 52½" high

Twin: 45½" W

Full: 59" W

Queen: 66" W

King: 82" W

Cal. King: 78" W

COMBINE WITH ANY
PLATFORM OR FOOTBOARD
FOR COMPLETE BED.



*Standard
features
on both
sides of
headboard*



34"



Optional hidden drawer



*Shown with **IT-306**
platform*

Boulder Creek Bookcase

IT-503

Boulder Creek Bookcase Headboard standard undermount soft close slides

*Shown in Queen Size, ITBC-057 footboard,
Rustic Hickory with Golden Pecan Stain*

HB 12" deep x 70" high

Twin: 45½" W

Full: 59" W

Queen: 66" W

King: 82" W

Cal. King: 78" W



**COMBINE WITH ANY
PLATFORM OR FOOTBOARD
FOR COMPLETE BED.**



*Standard
features on
both sides of
headboard*



34"



*Optional
hidden
drawer*

Empire Bookcase

IT-504

Empire Bookcase Headboard

standard undermount soft close slides
*Shown in Queen Size, IT-301 Storage Footboard,
Oak with Tavern stain*

HB 12" deep x 70½" high

Twin: N/A
Full: 66¾" W
Queen: 73¾" W
King: 89¾" W
Cal. King: 85¾" W



**COMBINE WITH ANY
PLATFORM OR FOOTBOARD
FOR COMPLETE BED.**



*Optional
hidden
drawer*

Lexington Bookcase



IT-505

Lexington Bookcase Headboard

standard undermount soft close slides

*Shown in Queen Size, **IT-304** Platform Bed,
Brown Maple with Golden Brown stain*

HB 12" deep x 68½" high

Twin: N/A

Full: 63" W

Queen: 70" W

King: 86" W

Cal. King: 82" W

**COMBINE WITH ANY
PLATFORM OR FOOTBOARD
FOR COMPLETE BED.**



*Standard
features on
both sides of
headboard*

34"



*Optional
hidden
drawer*

Bookcase Headboard

IT-506

Bookcase Headboard standard undermount soft close slides

*Shown in Queen Size, **LF-10** footboard,
Rustic Rough Sawn Brown Maple with
Almond stain #10 sheen*

HB 14 $\frac{1}{4}$ " deep x 56" high

Twin: 51 $\frac{1}{8}$ " W

Full: 64 $\frac{5}{8}$ " W

Queen: 71 $\frac{5}{8}$ " W

King: 87 $\frac{5}{8}$ " W

Cal. King: 83 $\frac{5}{8}$ " W



available in all wood species
options: strip light with touch dimmer,
soft close mechanism on sliding doors

**COMBINE WITH ANY
PLATFORM OR FOOTBOARD
FOR COMPLETE BED.**



*Standard
features on
both sides of
headboard*



34"

Lift-up lid



Old Classic Sleigh Bookcase

IT-507

Old Classic Sleigh Bookcase Headboard

*Shown in Queen Size,
QSWO with Michaels Cherry Stain*

HB 58¼" - FB 35"

Twin: 43" W x 94" L

Full: 56½" W x 94" L

Queen: 63½" W x 99" L

King: 79½" W x 99" L

Cal. King: 75½" W x 103" L



Old Classic Sleigh



Bunk Beds



IT-601 Ladder Bunk Bed pg 133

IT-602 Mission Bunk Bed pg 134

IT-603 Shaker Bunk Bed pg 135

IT-604 Houston Bunk Bed pg 136

Bunk Beds

Ladder Bunk

IT-601

Ladder Bunk Bed

*Shown in Twin/Twin,
Oak with Earthtone stain*

**BEST
SELLER**

Twin/Twin Size:

43 $\frac{1}{8}$ " W x 80" L x 62" H

Twin/Full Size:

56 $\frac{1}{8}$ " W x 80" L x 62" H

Full/Full Size:

56 $\frac{1}{8}$ " W x 80" L x 62" H

Twin/Queen:

63 $\frac{5}{8}$ " W x 85" L x 62" H

Full/Queen:

63 $\frac{5}{8}$ " W x 85" L x 62" H



Ladder Bunk

Mission Bunk

IT-602

Mission Bunk Bed

*Shown in Twin/Full Size,
Oak with Tavern stain*

Twin/Twin Size:
48¾" W x 81" L x 68" H

Twin/Full Size:
62¼" W x 81" L x 68" H

Full/Full Size:
62¼" W x 81" L x 68" H

Twin/Queen:
69¼" W x 86" L x 68" H

Full/Queen:
69¼" W x 86" L x 68" H



Mission Bunk

Shaker Bunk

IT-603

Shaker Bunk Bed

*Shown in Twin/Full Size,
Brown Maple with Burnt Umber stain*

Twin/Twin Size:
45 $\frac{1}{4}$ " W x 81" L x 68" H

Twin/Full Size:
58 $\frac{3}{4}$ " W x 81" L x 68" H

Full/Full Size:
58 $\frac{3}{4}$ " W x 81" L x 68" H

Twin/Queen:
65 $\frac{3}{4}$ " W x 86" L x 68" H

Full/Queen:
65 $\frac{3}{4}$ " W x 86" L x 68" H



Shaker Bunk

Houston Bunk

IT-604

Houston Bunk Bed

True mortise & tenon /
wood pin construction

*Shown in Twin/Twin Size, Rustic Rough Sawn
Brown Maple with Tavern stain #10 sheen*

Twin/Twin Size:

50 $\frac{1}{4}$ " W x 86 $\frac{3}{4}$ " L x 68 $\frac{1}{4}$ " H

Twin/Full Size:

63 $\frac{3}{4}$ " W x 86 $\frac{3}{4}$ " L x 68 $\frac{1}{4}$ " H

Full/Full Size:

63 $\frac{3}{4}$ " W x 86 $\frac{3}{4}$ " L x 68 $\frac{1}{4}$ " H

Full/Queen:

70 $\frac{3}{4}$ " W x 91 $\frac{3}{4}$ " L x 68 $\frac{1}{4}$ " H



Queen/Queen:

70 $\frac{3}{4}$ " W x 91 $\frac{3}{4}$ " L x 68 $\frac{1}{4}$ " H



Houston Bunk

Stand Alone Beds



IT4P-074 4-Panelpg 139

ITAM-065 American Missionpg 140

ITAP-064 American Panelpg 141

ITBP-099 Bow Panelpg 142

ITTR-059 Trestle.....pg 143

Stand Alone Beds

4-Panel

IT4P-074

4-Panel

*Shown in Queen Size,
Oak with FC-7992 Asbury Brown stain*

HB 53" - FB 22"

Twin: 45¼" W x 81" L

Full: 58¾" W x 81" L

Queen: 65¾" W x 86" L

King: 81¾" W x 86" L

Cal. King: 77¾" W x 90" L



4-Panel

American Mission

ITAM-065

American Mission

*Shown in Queen Size,
Brown Maple with Briar stain*

HB 58" - FB 28½"

Twin: 45" W x 83¾" L

Full: 58½" W x 83¾" L

Queen: 65½" W x 88¾" L

King: 81½" W x 88¾" L

Cal. King: 77½" W x 92¾" L



Bevel caps standard

American Mission

American Panel

ITAP-064

American Panel

*Shown in Queen Size,
Rustic Hickory with Chestnut stain*

HB 58" - FB 29"

Twin: 45" W x 83 $\frac{3}{4}$ " L

Full: 58 $\frac{1}{2}$ " W x 83 $\frac{3}{4}$ " L

Queen: 65 $\frac{1}{2}$ " W x 88 $\frac{3}{4}$ " L

King: 81 $\frac{1}{2}$ " W x 88 $\frac{3}{4}$ " L

Cal. King: 77 $\frac{1}{2}$ " W x 92 $\frac{3}{4}$ " L



Bevel caps standard

American Panel

Bow Panel

ITBP-099

Bow Panel

*Shown in Queen Size,
Oak with Charwood stain*

HB 59" - FB 30½"

Twin: 43½" W x 82" L

Full: 57" W x 82" L

Queen: 64" W x 87" L

King: 80" W x 87" L

Cal. King: 76" W x 91" L



Bow Panel

Trestle

ITTR-059

Trestle

*Shown in Queen Size,
Oak with Dark Knight stain*

HB 55" - FB 30"

Twin: 49 $\frac{1}{4}$ " W x 81 $\frac{3}{4}$ " L

Full: 62 $\frac{3}{4}$ " W x 81 $\frac{3}{4}$ " L

Queen: 69 $\frac{3}{4}$ " W x 86 $\frac{3}{4}$ " L

King: 85 $\frac{3}{4}$ " W x 86 $\frac{3}{4}$ " L

Cal. King: 81 $\frac{3}{4}$ " W x 90 $\frac{3}{4}$ " L



Trestle



Indian Trail

FURNITURE

©2023 | March 13, 2023





Indian Trail
FURNITURE



ITE-080 Empire
Wood: Brown Maple or Oak | Size: King



ITBC-057 Boulder Creek
Wood: Rustic Hickory or Oak | Size: King or Queen



ITFN-075 Finland
Wood: Brown Maple or Oak | Size: King or Queen



ITL-082 Lexington
Wood: Brown Maple | Size: King or Queen



ITHU-088-1 Houston
Wood: Rustic Rough Sawn Brown Maple | Size: King