

2024 CATALOG

# *Heritage*

---

## *Wood Designs, LLC*

ESTABLISHED 1999

QUALITY FURNITURE AND KITCHEN ISLANDS  
BUILT FROM NATURE'S FINEST WOODS



Heritage Wood Designs, LLC is a family owned business in the heart of the Northern Indiana furniture industry. Ever since early 1999 when it all began, we have strived to design and craft unique pieces to offer in the wholesale furniture market. We hope that you might find one of our pieces in this book valuable enough and designed right so that it would look good in any room in your home.

You might find the pictures of our products in this book close to what you have in mind, but if your dimensions have to be either bigger or smaller, we are willing to change it to fit your needs.

Sincerely,

Cal Mullet

*Cal Mullet*

## BUTCHER BLOCK TOPS

All butcher block tops come in Hard Maple unless otherwise pictured in catalog. Any wood specie combination is available.

The bottom and sides of the butcher blocks are finished with a clear finish to protect it from humidity. Keep the top away from excessive heat so it doesn't dry out. The top needs to be oiled at least once a week even if you don't use it. Note that some of the tops in the catalog are finished on top with a clear finish. All tops that need to be oiled come with a bottle of oil and instructions how to maintain it. We apply the first oil before we ship it. Use any food safe oil.

### EDGE GRAIN SIZES

Maximum Standard Sizes

1½" and up to 2½" thick - 36" x 60"

2¾" and up to 4½" thick - 30" x 36"

### END GRAIN SIZES

Maximum Standard Sizes

1½" and up to 2¾" thick - 26" x 36"

3" and up to 4½" thick - 26" x 30"

Note to store owners:


It is important to oil the top at least once a week, maybe twice in the summertime as long as it is in your store, to protect against humidity in the summer and doesn't dry out in the winter.

## STANDARD FORMICA TOP SAMPLE COLORS

Other colors available




Autumn Carnival




Luna Night



Magnata



River Gemstone



Seasoned Planked Elm



Silver Shalestone

## OPTIONAL PULLOUTS & INSERTS



Spice Pullout #5



Tray Pullout #10



Canister Pullout #15



Double Waste Drawer #25



Single Waste Drawer #30



Pullout Shelves #35



Silverware Drawer #50



Utensil Drawer #55



K-Cup Drawer #70



Peg Drawer #75



Spice Drawer #60



Knife Block Drawer #65



Spice Rack on Door #80



Tray Divider/Foil Wrap  
Pullout #82



Fruit Basket w/Liner #84

# PANTRY

## FARMHOUSE

#8000

Bring fashion and function to the mix with the Farmhouse pantry – a generously sized wood piece crafted with white paneled details and black hardware. Line it up against one of your dining room walls to store your dry food and cooking ingredients.

- Brown Maple
- Cabinet - 30" w x 24" d x 91" h
- Paint FP-40189 Sheeps Wool

### HARDWARE

Big Pulls 40518-GM

Small Pulls 40515-GM







2 Vertical Tray Dividers



## COTTAGE

#8005

Solve your problems with the Cottage Pantry. This handsome cabinet has a classic design and is made to hold absolutely everything, from towels and dishes to canned food. It's endlessly versatile, and you'll love how it looks in your room.

- Brown Maple
- Cabinet - 24"w x 24"d x 85"h
- Stain - FC-1206 Nutmeg

### HARDWARE

Knobs 29340-ORB

Pulls 29364-ORB

## CLASSIC MISSION

#8010

Excellent cabinet for roomy kitchens or a multi-purpose masterpiece for smaller spaces, the Classic Mission Pantry brings big style regardless of size. This pantry features ample storage for your kitchen items.

- Oak
- Cabinet - 29"w x 22¼"d x 66"h
- Stain - OCS-112 Provincial

### HARDWARE

1313-ORB





# PANTRY

## CRAFTSMAN

#8015

Everything your kitchen will ever need is in this functional pantry! Slots to keep your pans, a spice rack and 2 convenient drawers makes this a cook's dreams come true.

- Brown Maple
  - Cabinet - 21"w x 22"d x 82"h
  - Paint FP-47228 Taupe Tone
- HARDWARE**  
165-128-BNBDL



## DEL MAR

#8020

You can enhance your home's overall look with this attractive and functional unit. Features 2 upper shelves & 3 lower drawers to provide plenty of pantry storage.

- Rustic Hickory
  - Cabinet - 30"w x 25"d x 72"h
  - Stain FC-42000 Almond
- HARDWARE**  
585-160-DP





# MURPHY

#8025

Pantry is packed with features to maximize your storage space. Features a spice rack, cake pans storage, 6 adjustable shelves & 3 lower drawers to provide plenty of pantry storage.

- Brown Maple
  - Cabinet - 39" w x 19" d x 84" h
  - Stain D22N10069 Smoke
- HARDWARE**  
Knobs - 55271-BBR  
Pulls - 55278-BBR

**NEW**



Adjustable Shelves

2 Pullout Shelves  
#35

**NEW**

# CHARLESTON

#8027

Sleek modern design sure to fit in any kitchen.

- Brown Maple Cabinet - 29" w x 15" d x 80" h
- Oak Tops & Knobs
- Paint RNC-1002 White Christmas
- Stain OCS-122 Cocoa
- Wood Knobs - K40-C



# BAR CABINETS

## MERRICK BEVERAGE CENTER

#8050

Beverage bars are the latest and greatest kitchen design trend, and it's easy to see why. They offer homeowners a designated space away from the main cooking area to entertain guests, provide additional dedicated beverage storage, and add value to the home.

- Rustic QSWO
- Overall Size - 62½" w x 25¾" d x 87" h
- Formica Top-Seasoned Planked Elm
- K-Cup Drawer #70
- Utensil Drawer #55
- Double Waste Drawer #25
- LED Lights behind Glass Doors
- Appliances not included
- Will customize to any size
- Stain OCS-122 Cocoa

HARDWARE  
549-128-MB



K-Cup Drawer #70

Double Waste Drawer #25



## ROWVILLE BEVERAGE CENTER

#8055

This center has it all! Room for a microwave and a refrigerator to keep your beverages cold. Use as a coffee bar or a wine serving station.

- Brown Maple
- Sink Base - 54"w x 21"d x 34½"h
- Reclaimed Oak Top - 55"w x 22¼"d x 1½"h w/Undermount Sink
- Appliance Cabinet - 22¾"w x 23¼"d x 67¼"h w/Top
- K-Cup Drawer #70
- LED Lights in Coffee/Wine area
- Double Waste Drawer #25
- Appliances & faucet not included
- Will customize to any size
- Paint RNC-1069 Copley Gray

HARDWARE  
K3235-128-BL



# BAR STOOLS

Reclaimed Oak Seat Optional

Butcher Block Seat Optional



**Harlow Bar Stools**  
No scoop or swivel  
#200 - 18" h  
#205 - 24" h  
#210 - 30" h



**Highland Bar Stools**  
Scoop Seat-N-Swivel  
#300 - 18" h  
#305 - 24" h  
#310 - 30" h



Bar Stools & Bench come standard  
with regular hardwood seats



**Hudson Bar Stools**  
No Scoop or Swivel  
20" w x 15" d  
#400 - 18" h  
#405 - 24" h  
#410 - 30" h



#415  
**Hudson Bench**  
41" w x 15" d x 18" h



# ISLAND TOPS

For information on our Butcher Blocks, see page 2 on sizes & maintenance

Hard Maple Butcher Block



Edge Grain Top

Hard Maple Butcher Block




End Grain Top



Live Edge



Walnut Butcher Block



Hickory w/Band Sawn Etchwood Design



Reclaimed Oak



Hard Maple w/QSWO Live Edge Look



Oak w/Hand Hewn Etchwood Design

# KITCHEN ISLANDS

## MADISON

#9500

Kitchen workhorse made to last a lifetime. 4½" Hard Maple top will withstand even the biggest chopping jobs.

- Cherry Base - 23"w x 23"d x 31"h
- Hard Maple Top - 25"w x 25"d x 4½"h
- 2 Tier Knife Block Drawer
- Top has an oil finish
- Base - FC-6321 Windsor



## HERITAGE SHAKER

#9505

The Heritage Shaker features solid wood construction and a oil finish top. Two open shelves for decoration or handy storage.

- Brown Maple Base - 26"w x 22"d x 31"h
- Hard Maple Top - 28"w x 24"d x 3"h
- Knife Block Drawer #65
- Top has an oil finish
- Base FC-228 Rich Tobacco

**HARDWARE**  
52278-BBR





## MOM'S FAVORITE

#9510

Square butcher-block countertop offers ample surface space for prepping meals, chopping vegetables.

- Brown Maple Base - 28½" w x 24½" d x 31" h
- Hard Maple Top - 30½" w x 26" d x 4½" h
- 2 Tier Knife Block Drawer
- Top has an oil finish
- Base - FP-5155 Country White



Standard 2-Tiered Drawer for #9500-#9510-#9515 Islands



## CONCORD

#9515

Kitchen workhorse featuring Hard Maple Chopping Block, utensil drawer and towel bars on each end.

- Brown Maple Base  
30½" w x 24½" d x 32½" h
- Hard Maple Top - 36" w x 26" d x 3½" h
- Base - FP-19240 Duxbury Gray
- Shelf - Natural
- 2-Tier Knife Block Drawer
- Top has an oil finish

# KITCHEN ISLANDS

## CYPRESS

#9502

Go back in time with this rustic look. Heavy duty large legs make this a solid addition to any kitchen.

- Rustic QSWO Base - 24½" w x 24½" d x 34¼" h
- Knotty Oak Top - 24½" w x 24½" d x 1¾" h
- Base has hand hewn design
- Top has #17 Etchwood Design
- Stain FC-50240 Carbon



End Grain Top



Drawer

## ROYAL CREST

#9525

The small rounded shape of this island is sure to fit in any size kitchen.

- Brown Maple Base
- Base - 24" w x 24" d x 32" h
- Hard Maple Top - 29½" w x 29½" d x 2½" h
- Knife Block Drawer
- Top has an oil finish
- Base - FC230 Onyx



## CLASSIC MISSION BUFFET

Live Edge Tops

#9537

The perfect farmhouse look in your breakfast or dining room. Plenty of space for dishes, recipe books, and vases on top of the hutch. Tons of room for serverware, linens, and other items.

- Rustic Hickory Base - 48" w x 24" d x 34½" h
- Rustic Walnut Top - 50" w x 26" d x 1¾" h
- Hutch Top - 50" w x 14" d x 18" h
- LED Lighting
- Base - FC-10944 Tavern

**HARDWARE**

Pulls - P2174-BI

Knobs - P2170-BI



1 Adj. Shelf  
1 Pull Out Shelf #35

## CLASSIC MISSION

#9535

The Classic Mission Island holds 6 bottles of your favorite beverage and has room for stemware allowing serving of guests in one convenient location. Could also be used as a Buffet.

- Rustic Hickory Base - 48" w x 24" d x 34½" h
- Rustic Walnut Top - 50" w x 26" d x 1¾" h
- Recessed Panel Sides & Back
- Double Waste Drawer #25
- Base - FC-10944 Tavern

**HARDWARE**

P2174-BI

Live Edge Top



Double Waste Drawer  
#25

# KITCHEN ISLANDS

## FRUIT & SPICE

#9530

Edge Grain Top



The Fruit & Spice island is as beautiful as it is functional. The 25" x 48" work surface is more than large enough for any food preparation task.

- Brown Maple Base - 46½" w x 23" d x 33½" h
- Hard Maple Top - 48" w x 25" d x 2¼" h
- Top has an oil finish
- Paneled Backside
- Base - FC-12332 Modern Walnut
- Knife Block Drawer Small
- Fruit Baskets
- 1 Double waste basket
- Spice storage on both ends

### HARDWARE

3980-DBAC

## GRANNY'S CHOICE

#9545

Classic style with plenty of storage room. Spice rack on the sides, sliding baskets, storage compartment and 2 drawers makes this island one that any cook will enjoy.

- Cherry
- Base - 32½" w x 22½" d x 33½" h
- Hard Maple Top - 36" w x 24" d x 2¼" h
- Knife Block Drawer
- Top has an oil finish
- ¾" Flat Backside
- Base - FC-42000 Almond

### HARDWARE

Knobs 55271-BBR

Small Pull 55275-BBR

Big Pull 55278-BBR

Edge Grain Top





# KITCHEN ISLANDS

## MAGNOLIA

#9550

- Brown Maple
- Base - 56½" w x 27¼" d x 34½" h
- Top - 58" w x 40" d x 1¾" h
- Top is Reclaimed Oak
- Natural Finish Top
- Paint FP-40189 Sheeps Wool
- Glaze FG-44070 Blackabella Glaze
- Left & Backside Paneled

HARDWARE  
P2174-BI

The Magnolia island instantly expands your kitchen's work surface and storage area. With a painted cabinet and reclaimed wood worktop, this contemporary kitchen island with retro styling is equipped with 3 cookbook shelves on 1 end, 2 pull-out & 2 garbage drawers and a spice pull-out door.



12" Over Hang in Back



- Oak Base
- Paint FT-6548 White
- Glaze FG-44070 Blackabella

#5 Spice Pull-Out

(2) #35 Pull-Out Shelves

#25 Double Waste Drawer

# KITCHEN ISLANDS

## DANAE'S DESIGN

#9555

A kitchen base island on casters with a drop leaf and 1 shelf inside each door.

- Hickory Base - 36" w x 23½" d x 35" h
- Hard Maple Top - 38½" w x 26" d x 1" h
- Locking Casters
- Towel Bar on left side
- ¾" Flat Backside
- Top has clear finish
- Base CF-S-14 Medium Cherry
- With leaf extended - 38½" w x 36" d x 1" h

### HARDWARE

549-96 BNBDL



## SERVING CART

#9560

Versatile island that can be featured in the kitchen or as a moving cart for other uses throughout the home.

- Oak Base - 33" w x 22" d x 34¼" h
- Oak Top - 35" w x 24" d x 1¼" h
- Locking Casters
- Towel Bars both sides
- Base & Top - FC-11043 Hoosier Special

### HARDWARE

53005-ORB





## LAURIE'S SPECIAL

#9565

A customer designed island with pull-out seats at each end & storage below.

- Rustic Hickory
- Base - 46" w x 24½" d x 34¼" h
- Top - 58" w x 33½" d x 1¾" h
- Base Stain - FC-9018 Lite Asbury
- Top & Seats - Natural
- 2 Tier Drawer on Right Side

**HARDWARE**

Knobs P2142-VB

Pulls P2141-VB



## GUEST SERVER

#9570

The Guest Server features a drop leaf and bar stool storage with four locking caster wheels so you can move it easily and keep it securely in place when positioned.

- Brown Maple Base
- Towel Bars both sides
- Locking Casters
- 36" w x 20½" d x 36" h
- 31" x 36" w/Leaf Extended
- Order #205 Barstools separately
- Base - FP-5155 Country White
- Top & Shelf - FC-7992 Asbury

**HARDWARE**

K114-M



# KITCHEN ISLANDS

## KALONA

#9575

Stylish rounded corners and spice doors on both ends make this a classical & convenient island to prepare your food.

- Rustic Hickory
- Base - 40" w x 24" d x 34½" h
- Hard Maple Top - 43" w x 27" d x 1½" h
- Natural Finish Top
- Locking Casters
- Stain - FC-40592 Earthtone
- Spice Doors on both sides
- Paneled Back

HARDWARE  
525-96-MB



Shelf behind doors

## SNACK BAR

#9566

A uniquely versatile island with pull-out seats at each end for seating that can easily be out of the way when using as a workstation.

- Hickory Base - 50" w x 25" d x 34" h
- Top - 62" w x 27" d x 1¾" h
- Top & Seats have Band Sawn Etchwood Design
- Top & Seats FC-50241 Charwood
- Base FP-11050 Black

HARDWARE  
K3219-96-ORB





## FARMHOUSE

#9517

Transform your home into a charming retreat with this dining table. This table brings a country-inspired look to your dining room.

- Brown Maple Base - 48"w x 25"d x 34"h
- White Oak Top - 50"w x 36"d x 1¾"h
- Order #305 Bar Stools separately
- Top FC-42000 Almond
- Base FP-40189 Sheeps Wool

**HARDWARE**  
Wood Knob

10" Overhang in back



# KITCHEN ISLANDS

## SEDONA

#9577

Modern island featuring spice racks in both ends, a waste basket drawer & 2 pullout shelves. Will brighten any kitchen!

- Brown Maple
- Base - 48" w x 25" d x 34½" h
- Hard Maple Top - 50" w x 27" d x 1½" h
- Natural Finish Top
- Spice doors on both sides
- Paint FP-47907 Decorator White

HARDWARE  
K525-96-SN



## McCoy

NEW

#9531

Place this Island at the center of your kitchen to experience the convenience and beauty it has to offer.

- Oak Base - 48" w x 25" d x 34" h
- Hard Maple Top - 48" w x 27" d x 2" h
- Natural Finish Top
- Paneled Sides & Back
- Base FC-50240 Carbon

HARDWARE  
D522-BL





## FRIENDSWOOD

#9580

Modern island with a featured look.  
Will brighten any kitchen!

- Oak Base - 46½" w x 24¾" d x 34½" h
- Hard Maple Top - 48" w x 26" d x 1½" h
- Natural Finish Top
- Paneled sides & back
- Single Waste Drawer #30
- Base FC-48024 American Antique

HARDWARE

575-96-BNBDL



## OAKRIDGE

#9533

Versatile butcher block topped island featuring open shelves and enclosed storage.

- Brown Maple Base - 46" w x 22" d x 33½" h
- Hard Maple Top - 48" w x 24" d x 2¼" h
- Back side mirrors the front
- Knife Block Drawer #65
- Top has an Oil Finish
- Base OCS-118 Antique Slate

HARDWARE

293-96-BNBDL



# KITCHEN ISLANDS

## HUDSON

#9524

- Gray Elm Base - 50"w x 29"d x 28½"h
- Formica/Autumn Carnival Top - 72"w x 32"d x 2"h
- Order #400 Hudson Bar Stools separately
- Base FC-10944 Tavern

HARDWARE

K3235-128-BL

Contemporary island that can be a work space or gather the family around for meals or games!



Front Side



Back Side



# KITCHEN ISLANDS

## BOSWELL

#9585

The Boswell features a pullout table that seats 2 at one end and a pull-out seat at the other end. Chair storage in bottom drawer.

- Oak Base - 44"w x 33"d x 34½"h
- Formica Top - 56"w x 34½"d x 1½"h
- Formica Table Top - 39"w x 26½"d x 1¼"h
- Formica Color - Luna Night
- 600 lb rated slides on both table and seat
- Base FC-42000 Almond
- Folding chairs from RH Yoder not included but we can order them for you

**HARDWARE**

Reg Pull 177-128-MB

Big Pull 177-224-MB



Both folding chairs store away in bottom drawer



2 Doors with a 4 Drawer look



Edge Grain Top



## BUNGALOW

#9542

Convenient for kitchens that require a smaller island. Makes a great spot to work on and is versatile enough to be anywhere in the kitchen.

- Brown Maple
- Base - 24"w x 22"d x 33½"h
- Hard Maple Top - 26"w x 24"d x 2¼"h
- Top has an oil finish
- Knife Block drawer #65
- Stain FC-17882 Vintage

**HARDWARE**

Pull P2171-BI

Knob P2170-BI

# KITCHEN ISLANDS

## COUNTRY

#9552

Wow your friends and guests with brilliant yet old fashioned island! Convenient seating areas on 2 sides.

- Brown Maple
- Base - 42" w x 18" d x 34" h
- Top - 56" w x 32" d x 1 3/4" h
- Top is Reclaimed Oak
- Natural Finish Top
- Paint FP-50367 Cliffside Grey

HARDWARE  
525-96-SIM



1 Shelf

## HARMONY

#9561

A slightly bowed island with room for 3 barstools in the back.

- QSWO
- Base - 72" w x 27" d x 34" h
- Luna Night Formica Top - 77" w x 40" d x 1 1/2" h
- Stain FC-51263 Flint

HARDWARE

Center 435-160-MB  
Outside 435-96-MB



11" Overhang in back

Single Waste Drawer  
#30

Tray Pullout  
#10



# KITCHEN ISLANDS

## SYRACUSE

#9557

Trendy island that is sure to catch the eye of your dinner guests!

- Wormy Maple
- Base - 45"w x 24"d x 34¼"h
- Hard Maple Top - 47½"w x 27"d x 1¾"h
- Natural Finish Top
- Back side is paneled
- 2-Pull out Shelves #35
- Stain FC 48024 American Antique

### HARDWARE

36912-FB

Edge Grain Top



2 Adjustable Shelves

(2) Pullout Shelves  
#35

End Grain Top



## FENTON

#9547

A wonderfully crafted island on casters & featuring 2 pull-out fruit baskets.

- Brown Maple
- Base - 30"w x 24"d x 33½"h
- Hard Maple Top - 32"w x 26"d x 2½"h
- Knife Block Drawer #65
- 2 Fruit Baskets
- Top has an oil finish
- Stain - OCS-119 Cappuccino

### HARDWARE

177-128-MB

# HAMMOND

**NEW**

#9539

Solidly built rustic island featuring 4 drawers and 2 bar stools.

- Ruff Sawn Oak Base - 56" w x 30" d x 34" h
- Hand Hewn Oak Top - 60" w x 33" d x 1 3/4" h
- Order #405 Bar Stools separately
- Base - Ashley PCL-174
- Top - FC-19852 Antique Slate

**HARDWARE**

P3004-BL

14" Overhang in Back



Removable  
Metal Storage Insert



Back Side



# LEXINGTON

**NEW**

#9548

This modern island features plenty of style and clean lines. Hardworking island that also welcomes your guests with its magnificent styling.

- Rustic QSWO Base - 45½" w x 25½" d x 34¼" h
- Hard Maple Top w/QSWO Live Edge Look
- Top 48" w x 29" d x 1¾" h
- Base - FC-42633 Manchester
- Top - Maple Natural w/edges stained like base

**HARDWARE**

Big Pull - 29394-AS

Small Pulls - 29385-AS



Tray Divider/Foil Wrap Pullout #82

Single Waste Drawer #30



- Maple Base
- Reclaimed Oak Top w/Live Edge Look
- Base - Paint RNC-1111 Hollywood Shadows
- Top - Natural Finish

**NEW**

**NEW FOR 2024**

# Introducing Closet Cabinetry


Maple with Paint Color RNC-1037 Gray Owl

Hickory with Stain Color FC-51263 Flint

Hardware

Big Pulls 36575-26

Small Pulls 36573-26





# Using Rev-A-Shelf Products for Inserts

**Unit-A**

Cabinet

36" w x 21" d x 90" h



Pull down Closet Rod  
#CPDR-2635

Wire Shoe Rails  
#CSRSL-30CR

**Unit-B**

Cabinet

36" w x 21" d x 90" h



Rod

Belt Rack Pullout  
#CBRSL-14-BZ

Rod

**Unit-E**

Bench

36" w x 17" d x 70" h



4 Hooks

Baskets on Slides  
by Sonshine Baskets

**Unit-C**

Cabinet

24" w x 19" d x 80" h



Scarf Rack Pullout  
#CSFRSL-14-CR

Tie Rack Pullout  
#CTRSL-14-CR

Tilt-Out Hamper Basket  
#CTOHBSL161419CR1

**Unit-D**

Cabinet

24" w x 19" d x 80" h



Pants Rack Pullout  
#PSCSL1814SC-SN

Wire Basket Pullouts  
#CBSL-181405SN  
#CBSL-181410SN

All cabinets can be customized to any sizes.  
Provide us details for a quote.

# CLASSIC MISSION

## Standard Features

1" Tops

Shown in Oak

Stain - FO-816 MV Special

### HARDWARE

Knobs - D522-BL

Door Pulls - D527-A

Drawer Pulls - D529-A



**BUFFET**  
**w/DRAWERS & DOORS**

#2037

Base 50"w x 24"d x 36"h

Mirrored Top & Touch Dimmer Lighting w/3 settings

50"w x 13¼"d x 18"h



**BOOKSHELF**

#2028

38"w x 16¼"d x 63½"h



# CLASSIC MISSION



**SECRETARY'S DESK**  
#2030  
Desk Base 48" w x 26" d x 30" h

*Pencil Drawer*

*File Drawer*



**2 DRAWER**  
File Cabinet  
#2031  
Keyed w/Locks  
21¾" w x 24½" d x 30" h



**3 DRAWER**  
File Cabinet  
#2032  
Keyed w/Locks  
21¾" w x 24½" d x 42½" h



**4 DRAWER**  
File Cabinet  
#2033  
Keyed w/Locks  
21¾" w x 24½" d x 55" h

# HERITAGE SHAKER

## Standard Features

1 1/4" Tops

Bottom shelf is dadoed in legs for extra durability

Shown in QSWO

Stain FC-7992 Asbury

### HARDWARE

Knobs - P2283-OBH

Pulls - P2280-OBH



**TV CABINET**  
#6004  
48"w x 18 1/2"d x 28"h



**END TABLE**  
#6002  
22"w x 22"d x 24"h



**COFFEE TABLE**  
#6003  
42"w x 22"d x 18"h



**LIBRARY TABLE**  
#6001  
42"w x 15"d x 30"h



# HERITAGE SHAKER

## Standard Features

1¼" Tops

Shown in QSWO

Same as page 34 but with no drawers & no shelves

Stain FC-7992 Asbury



**TV CABINET**

#6104

48"w x 18½"d x 28"h



**COFFEE TABLE**

#6103

42"w x 22"d x 18"h



**LIBRARY TABLE**

#6101

42"w x 15"d x 30"h



**END TABLE**

#6102

22"w x 22"d x 24"h

# ROYAL SEDONA

## Standard Features

1" Tops  
Shown in Brown Maple  
Stain FC-N3030 Kona

**HARDWARE**  
475-MB

**NEW**



**OVAL COFFEE TABLE**

#2055

40"w x 25"d x 18"h



**RECTANGULAR COFFEE TABLE**

#2056

40"w x 25"d x 18"h



**HALF OVAL TABLE**

#2051

40"w x 14"d x 30"h



# ROYAL SEDONA

NEW



CONSOLE TABLE  
#2050  
27" w x 14" d x 30" h



END TABLE  
#2054  
22" w x 22" d x 24" h



ROUND TABLE  
#2052  
25" w x 25" d x 30" h



HALF ROUND TABLE  
#2053  
25" w x 14" d x 30" h

# ROYAL MISSION

## Standard Features

1" Tops

Shown in Brown Maple

Stain OCS102 Fruitwood

HARDWARE

P3114-OBH



**OVAL COFFEE TABLE**

#2065

40"w x 25"d x 18"h



**HALF OVAL TABLE**

#2061

40"w x 14"d x 30"h



**CONSOLE TABLE**

#2060

27"w x 14"d x 30"h





**HALF ROUND TABLE**  
#2063  
25" w x 14" d x 30" h



**ROUND TABLE**  
#2062  
25" w x 25" d x 30" h



**END TABLE**  
#2064  
22" w x 22" d x 24" h

# ROYAL RIDGE

## Standard Features

1" Tops

Shown in Oak

Stain FC-48024 American Antique

HARDWARE

SZPR8-ORB



**OVAL COFFEE TABLE**

#2075

40"w x 25"d x 18"h



**RECTANGULAR COFFEE TABLE**

#2076

40"w x 25"d x 18"h



**HALF OVAL TABLE**

#2071

40"w x 14"d x 30"h



# ROYAL RIDGE



**CONSOLE TABLE**  
#2070  
27" w x 14" d x 30" h



**END TABLE**  
#2074  
22" w x 22" d x 24" h



**ROUND TABLE**  
#2072  
25" w x 25" d x 30" h



**HALF ROUND TABLE**  
#2073  
25" w x 14" d x 30" h

# ROYAL TWIST

## Standard Features

1" Tops

Shown in Oak

Stain FC-N3176 Malaguania

HARDWARE

K6373-DACM



OVAL COFFEE TABLE

#2085

40" w x 25" d x 18" h



HALF OVAL TABLE

#2081

40" w x 14" d x 30" h



CONSOLE TABLE

#2080

27" w x 14" d x 30" h





**HALF ROUND TABLE**  
#2083  
25" w x 14" d x 30" h



**ROUND TABLE**  
#2082  
25" w x 25" d x 30" h



**END TABLE**  
#2084  
22" w x 22" d x 24" h

# ROYAL CREST

## Standard Features

1" Tops

Shown in QSWO

Stain FC-7992 Asbury

HARDWARE

53031-ORB



**OVAL COFFEE TABLE**

#2095

40" w x 25" d x 18" h



**HALF OVAL TABLE**

#2091

40" w x 14" d x 30" h



**CONSOLE TABLE**

#2090

27" w x 14" d x 30" h





**HALF ROUND TABLE**  
#2093  
25" w x 14" d x 30" h



**END TABLE**  
#2094  
22" w x 22" d x 24" h



**ROUND TABLE**  
#2092  
25" w x 25" d x 30" h

# STICK MISSION

## Standard Features

1" Tops & Legs

Shown in QSWO & Walnut Inlays

Stain - FC-113 Michaels

## HARDWARE

D522-BL



**TV CABINET**

#5009

54"w x 18½"d x 30"h



**STORAGE BENCH**

#5007

41"w x 22"d x 38"h



**GUEST BENCH**

#5008

36"w x 12½"d x 18"h



# STICK MISSION



**COFFEE TABLE**  
#5002  
39" w x 22" d x 18" h



**SOFA TABLE**  
#5001  
39" w x 15" d x 30" h



*Stick Mission  
Top View*



**END TABLE**  
#5003  
24½" w x 15" d x 24" h



**PLANT STAND**  
#5005  
11½" w x 11½" d x 24" h

# SPINDLE

## Standard Features

¾" Tops

Shown in Oak

Stain FO-816 MV Special

**HARDWARE**

K40-B



**COFFEE TABLE**  
#2006  
42"w x 24"d x 18"h



**HALF OVAL TABLE**  
#2001  
42"w x 13½"d x 30"h



**HALL TABLE**  
#2000  
30"w x 13½"d x 30"h





**CORNER TABLE**  
#2004  
24" w x 24" d x 30" h



**HALF ROUND TABLE**  
#2003  
24" w x 13½" d x 30" h



**ROUND TABLE**  
#2002  
24" w x 24" d x 30" h



**END TABLE**  
#2005  
22" w x 22" d x 24" h

# MISSION

## Standard Features

¾" Tops

Shown in Oak

Stain FC-87595 Washington

**HARDWARE**

K50-B



**COFFEE TABLE**  
#2016  
42" w x 24" d x 18" h



**HALF OVAL TABLE**  
#2011  
42" w x 13½" d x 30" h



**HALL TABLE**  
#2010  
30" w x 13½" d x 30" h





**CORNER TABLE**  
#2014  
24"w x 24"d x 30"h



**HALF ROUND TABLE**  
#2013  
24"w x 13½"d x 30"h



**ROUND TABLE**  
#2012  
24"w x 24"d x 30"h



**END TABLE**  
#2015  
22"w x 22"d x 24"h

